

A great design alternative



**American Shingles  
are one of the most  
attractive roof linings  
available in Australia.**

With an American Shingles roof, you can be sure of the benefits of a stronger, lighter and durable roof to enhance your building and create that point of difference and distinction. With our aesthetics and your imagination, American Shingles will provide a roof that will not only last the rigours of the Australian climate but turn heads as well.

American Shingles conquer the challenge of providing you with a unique but striking solution for the vast areas that roofs can occupy on a building.

American Shingles have been used in the US for over 100 years and you can be assured of performance and compliance for that extra piece of mind. Feel free to look through our site and contact us regarding any queries you may have, we are here to help you make an informed decision.





## American Shingles™ Roofing



American Shingles supply and install CertainTeed roofing products which offers you the broadest range of colour and style choices. But you'll see it's not style over substance.

You'll get a roof that's made from the highest quality materials and backed by a strong warranty program. It's our promise to you: quality made certain, satisfaction guaranteed.



### Grand Manor

Elegance Defined with style – Authentic depth and dimension of natural slate.

- Dynamic colour options
- Super Shingle® construction offers five layers of protection
- Streakfighter® protection against algae



### Belmont

The classic look of slate, masterfully replicated in high performing asphalt shingles.

- Belmont® by CertainTeed puts luxury roofing well within your reach. Ideal for homes with steep-sloped roofs where the aesthetic of slate is preferred.



### Highland Slate

Highland Slate's large format four-tab design is expertly engineered to replicate the chiseled form of real quarried slate.

- Plus, with a dynamic selection of colour options that feature rich blends of complementary-coloured granules,
- it is easy to give your roof a well-balanced and stylish appearance.



**Integrity Roof System combines key elements that help ensure you have a well-built roof for long-lasting performance.**



1. Waterproofing Underlayment
2. Water-Resistant Underlayment
3. Starter Shingles
4. Shingles
5. Hip & Ridge Caps
6. Ventilation



### Landmark PRO


Landmark® PRO is designed specifically for the professional roofing contractor that takes pride in providing more to their customer.



### Carriage House

Hand-crafted scalloped cut that mimics natural slate.

- Dynamic colour options
- Protection against algae
- Superior resistance to fire and high winds



### XT-25

When it comes to weathering the elements, XT 25 is quite simply at the top of its class.

- Built on a super tough fiberglass base, the shingle provides exceptional resistance to blow-off and tearing and has a 10-year StreakFighter® warranty.


# ACCESSORIES

Smooth Starts, Beautiful Finishes.



## Flintlastic SA Cap

A workhorse cap sheet. Flintlastic SA delivers the reliable protection of traditional modified bitumen roofing.




## Flat Head Coil Roofing Nails

- 45mm – 3.2 gauge
- 32mm – 3.2 gauge
- 25mm – 3.2 gauge



## Shadow Ridge

Easy to separate into three individual pieces by folding along pre-cut lines. (Metric product separates into four individual pieces).



## Swift Start

Metric starter shingle is designed specifically for use with Landmark Series shingles.



## Diamond Deck

A synthetic, scrim-reinforced, water-resistant underlayment that can be used beneath shingle, shake, metal or slate roofing.



## Winterguard HT

Waterproofing shingle underlayment is the solution for winning the battle against water penetration in your roof's most vulnerable places.



## 12mm F 11 Roof Ply Sheeting

2400 mm x 1200 mm Tongue & Groove) for Roofdeck applications.




## 9 and 12" Filtered Ridge Vent

External wind baffle deflects wind and weather over the vent.



## Rolled ridge vent

Built-in ventilating weather tight end plug flexes for different roof pitches and protects roof decking.




## Stainless steel drip edges

This simple drip edge profile is used to divert water away from the surface of the wall.



## Solar Support Bracket

The (SSB) works on any part of a plywood deck roof without having to find the structural rafter below.



## Electrical Pass-through Flashing

Watertight flashing for composition/asphalt shingle roofs.



Product Distribution and Installations by:  
**Shingles Supply Pty Ltd**  
Order: 1300 131 881  
Enquires: +61 2 9317 3553  
PO Box 1346  
Moss Vale NSW 2577  
[shinglesupply.com.au](http://shinglesupply.com.au)



[americanshingles.com.au](http://americanshingles.com.au)

